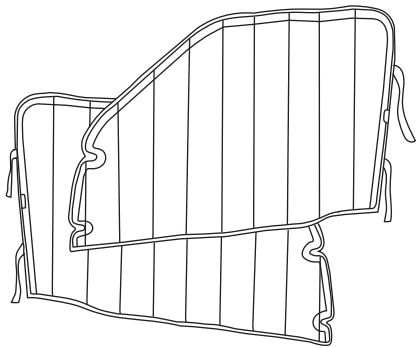


VANESSENTIAL

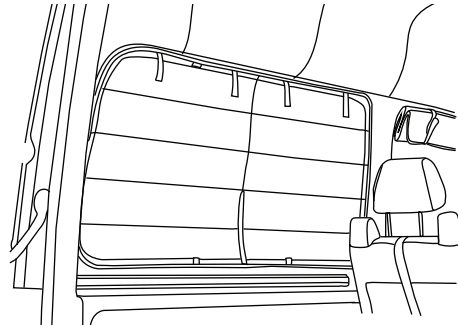
WINDOW COVERS

Installation:

Window covers arrive stiff but will soften after a few uses - they're ready to be used right away!




When putting your window cover in place, orient the cover so that the VanEssential logo faces inside of your van and the straps are on the top of the cover (excluding front window covers). Window covers are designed to be oversized and be pressed into place.

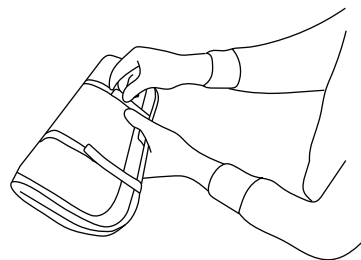


Storage:

All window covers use an accordion style fold for storage. Be sure to pay attention to how the window cover is folded when it arrives for correct storage use.

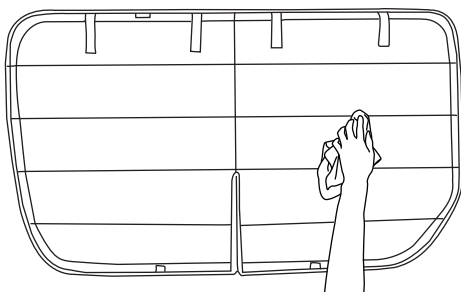


Use black velcros straps to keep the window cover packed flat and the included storage bag for an extra layer of protection.



Cleaning/Care:

Dirt and stains are easily removed from our window covers with warm soapy water and a cloth.



Window covers are not designed to stay in windows at all times. We recommend installing window covers in place for privacy and comfort whenever needed and folding and storing in place when not in use.

